


Jersey Children and Young People's Survey Report

2024

A Summary for Secondary Schools



Introduction



Welcome to the 2024 Children and Young People's Survey Results!

In 2024, young people in Years 4, 6, 8, 10, and 12 across Jersey took part in this digital survey.

The aim is to understand what children and young people need, and to help services plan for the future. They shared their thoughts, experiences, and stories about life in Jersey.

Inside, you'll find lots of interesting statistics and facts. It's a great chance to see what life looks like through the eyes of young people, exploring everything from school and friendships to hobbies, wellbeing, and community life. We hope you enjoy discovering more about what other young people think and feel.

Thanks to everyone who took part—you've helped us understand your lives better, so together we can keep making Jersey a happier, healthier, and more supportive place for everyone.

Some facts:

4,360

children and young people took part.



There were slightly different versions of the survey for different ages.

The survey didn't collect names or dates of birth. It was anonymous.



Children and young people didn't have to take part if they didn't want to. Parents could also stop their children from taking part.

It was available in
English Portuguese Polish.



There were resources to help children with special needs take part.



What's inside



Chapter 1	General information
Chapter 2	Home and belongings
Chapter 3	Health and diet
Chapter 4	Leisure time and sport
Chapter 5	Aspirations and influence
Chapter 6	Smoking, alcohol and drugs
Chapter 7	E-safety
Chapter 8	Self-esteem and wellbeing
Chapter 9	Bullying
Chapter 10	Sex and sexual health
Chapter 11	Gender stereotyping
Chapter 12	Police and crime



1 General information



Gender



48%
female

4%
said they were other
or rather not say.

48%
male



Where they lived



30% Urban

St Helier



36% Suburban

St Brelade, St Clement and St Saviour



35% Rural

all other parishes

Language



75% spoke English at home all the time.



5% lived with adults who could
not read or write in English.

Family set-up



3 in 4 children and young people
live with their parents **together**.



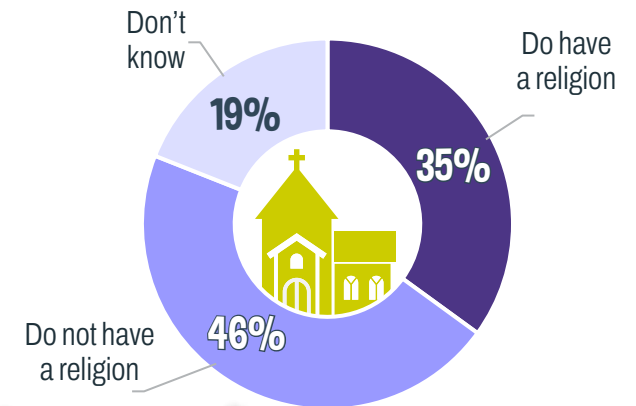
1 in 10 children and young people **share time**
between their parents.

Ethnicity and Religion



A **third** of young people **did not** identify
Jersey as their ethnic background.

35% of young people reported having a religion.



2 Home and belongings



Money

1 in 10 said their family isn't well off.



Home



70% had a dedicated space at home to themselves to do school work.

63% of year 6 children owned a smartphone.



Rising to **100%** of year 12.









Belongings

Children were asked how many of these 10 things they had:

-  a smart phone
-  a garden or nearby park to play in
-  the right kind of clothes to fit in with peers
-  trips out with family at least once a month
-  pocket money to spend on yourself each week
-  the right kind of shoes / trainers to fit in with peers
-  smart TV / iPad or equivalent device
-  a car available to the family when needed
-  one holiday or more away each year
-  money that you can save each month.

Out of 100 children in Jersey

-  **80** lacked **1** item or less
-   **19** lacked **2** or more items
-      **1** lacked **5** or more items.




3 Health and diet



Health

74% described their health as **good** or **very good**.



15% said they had a **disability or long-term illness**.

Sleep

45% reported getting **8 hours or more** sleep the previous night ...



...but only **23%** of year 12s achieved this.

Diet

1 in 4 consumed at least 5 portions of fruit or vegetables the previous day.



5-a-day

The amount of young people who ate 5 portions of fruit and vegetables went down as children got older from:



32% in Year 4
10% in Year 12.



Girls were more likely to eat fresh fruit, salads or vegetables 4 or more days a week.

Dental Hygiene

86% brushed their teeth at least twice the previous day.

86%



85% have visited the dentist within the last year ...



... up from **80%** in 2021.



4 Leisure time and sport



Leisure time

90% reported enjoying spending time with their parents or carers.



20% of year 10s stayed outside their home past 10pm with no adult present at least weekly.

Physical activity

22% of young people did the NHS recommended level of physical activity.



What would help you do more?

- more free time
- someone to do sport with
- more money
- better facilities
- more confidence.

Out of school activities

63% Visited friends or family

48% Sports with a sports club / team

43% Other leisure activities

38% Outdoor activities

29% Sports with friends

27% Music, art, drama or dance

21% Clubs, community or church groups

11% Other

9% Cultural activities


8% None

Screen time

36% spent at least 3 hours the previous day using the internet.




39% of young people had over 5 hours of screen time the previous day.




5 Aspirations and influence



Education

 **79%** of Year 10 girls and **60%** of Year 10 boys want to continue full-time education.

34% of year 12 students wanted to go to university off-island and **not** return.



Careers



Boys in years 10 and 12 — more interested in Sport, leisure and culture, finance, and engineering.



Girls in years 10 and 12 — more interested in education and childcare, medical and social care, and art and design.

Influence



29% agree that their community would act on their ideas.



61% agree that adults in Jersey wanted to hear what young people had to say.

Children's Rights



73% have heard about the United Nations Convention on the Rights of the Child.

73%

56% know what their rights are under the United Nations Convention.



56%



6 Smoking, alcohol and drugs



Smoking

81% of year 10
59% of year 12's
said they've **never** smoked.



Home life

24% said their parents smoked.

Passive smoking

6% said they've been in a car with someone smoking.



10%
of children said there is
smoking in their home.

Vaping



60% of young people in year 12 have tried
e-cigarettes... **25%** are using them.

More girls have used e-cigarettes than boys.

Alcohol

55% of young people have never consumed alcohol.



9% drink alcohol at least occasionally.

Drugs

21% of young people in year 12 reported
having used cannabis.

55% **55%** of year 12

33% **33%** of year 10

13% **13%** of year 8

knew someone who they
believed took drugs.



Information on drugs came from:



parents/ carers



drug information lessons



friends



media.





Use of social media



84% of year 12 students used a social networking site every day.



59% of children and young people had a social media account in their own name.



Online behaviour

37% of young people had sent messages to a stranger online.

33% of year 12 students had changed or removed settings on social media to gain more followers.

28% of year 12 had lied to their parents or carers about who they had spoken to online.



Pressure



36% of girls

15% of boys


felt pressured to look or appear a certain way on social media.



24% of young people have received a message that scared them.



8 Self-esteem and wellbeing




Happy

Boys were happier than girls in all age groups.



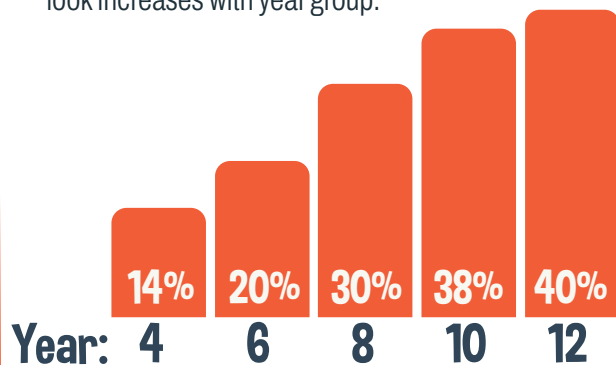
Self-esteem

26% of year 4, 6, 8, 10 and 12 had low or medium-low self esteem.



Worrying

The number of young people worrying 'often' or 'every day' about the way they look increases with year group.



Worries

In Year 8, 10 and 12 the **top 3** worries were:



Schoolwork/
study



Tests/
exams



What people
think about you



Girls worried more
than boys.

Self-harm

22% of young people from years 10 and 12 have thought about self-harm.



Girls were more than twice as likely to think about self-harm than boys.

Support



23% of young people get support said 'speaking to a professional' would help their mental health.




9 Bullying



Bullying at school

22% of young people reported having been bullied in the last 12 months.



1 in 10 year 4 children said they often or very often felt worried to go to school because of bullying.



Girls were more worried about going to school because of bullying than boys.

Does school take it seriously?

Nearly **6 in 10** year 6 children believed their school always took bullying seriously.



This decreased for years 8, 10 and 12 children.

Year 8 26%

Year 10 18%

Year 12 22%

Inappropriate comments and unwanted attention



In years 8, 10 and 12

27% of girls

13% of boys experienced inappropriate comments or unwanted attention of a sexual nature in the last year.



10 Sex and sexual health



Information

The top 5 ways to get information on sex came from:

 sex education lessons

 parents/ carers

 friends

 TV/films/magazines

 internet fact sites.



Confidence to say no

11% of boys in year 8, 10 and 12 would 'probably give in' to sex they didn't want.



Girls in Year 8 and 10 were more likely than boys to **say 'no' to sex** they didn't want.

Sexually active

9% of Year 10

36% of Year 12 reported being currently or previously sexually active.



Contraception

87% in year 10 and 12 knew where to get free condoms...



...up from **70%** in 2021.

23% reported having unprotected sex.

Attraction



84% of boys



68% of girls

are attracted to the opposite sex.



11 Gender stereotypes



Attitudes to gender stereotypes

58% of girls strongly agree that it's fine for boys to play with dolls.



20% of boys strongly agree that it's fine for boys to play with dolls.

63% of girls strongly agree that it's fine for girls to play with trucks.



24% of boys strongly agree that it's fine for girls to play with trucks.

Gender roles

46% of girls strongly disagreed that men should take control in relationships...



91% agree that parents should have equal responsibility for raising children.



Scenarios

"A girl is getting ready for a night out. When her boyfriend sees she is dressed up more than usual, he says he doesn't like her going out looking like that and tells her to change."



50% of boys found the boys behaviour wrong or very wrong.



77% of girls found the boys behaviour wrong or very wrong.



"A group of boys wolf-whistle or cat-call as a girl walks past."

41% of boys found that behaviour wrong or very wrong.



63% of girls found that behaviour wrong or very wrong.



12 Police and crime



Police

74% of young people agreed that the police can be relied upon.

74%



67% agreed the police treat people fairly.

67%

63% had confidence in the police.

63%

Crime

1 in 13 said they were a victim of crime in the last year, with St Helier being the most likely place for the crime to happen.



Child sexual abuse

14% of young people in years 8, 10 and 12 reported knowing someone who has been a victim of child sexual abuse...



... less than half of young people said they would definitely tell someone if they'd been a victim.

Criminal exploitation

Most young people said they'd tell their parents if someone tried to exploit them. But...



15% of boys and **11%** of girls said they would probably not, or definitely not tell someone if someone was trying to criminally exploit them.

